


# BikeEd Activities



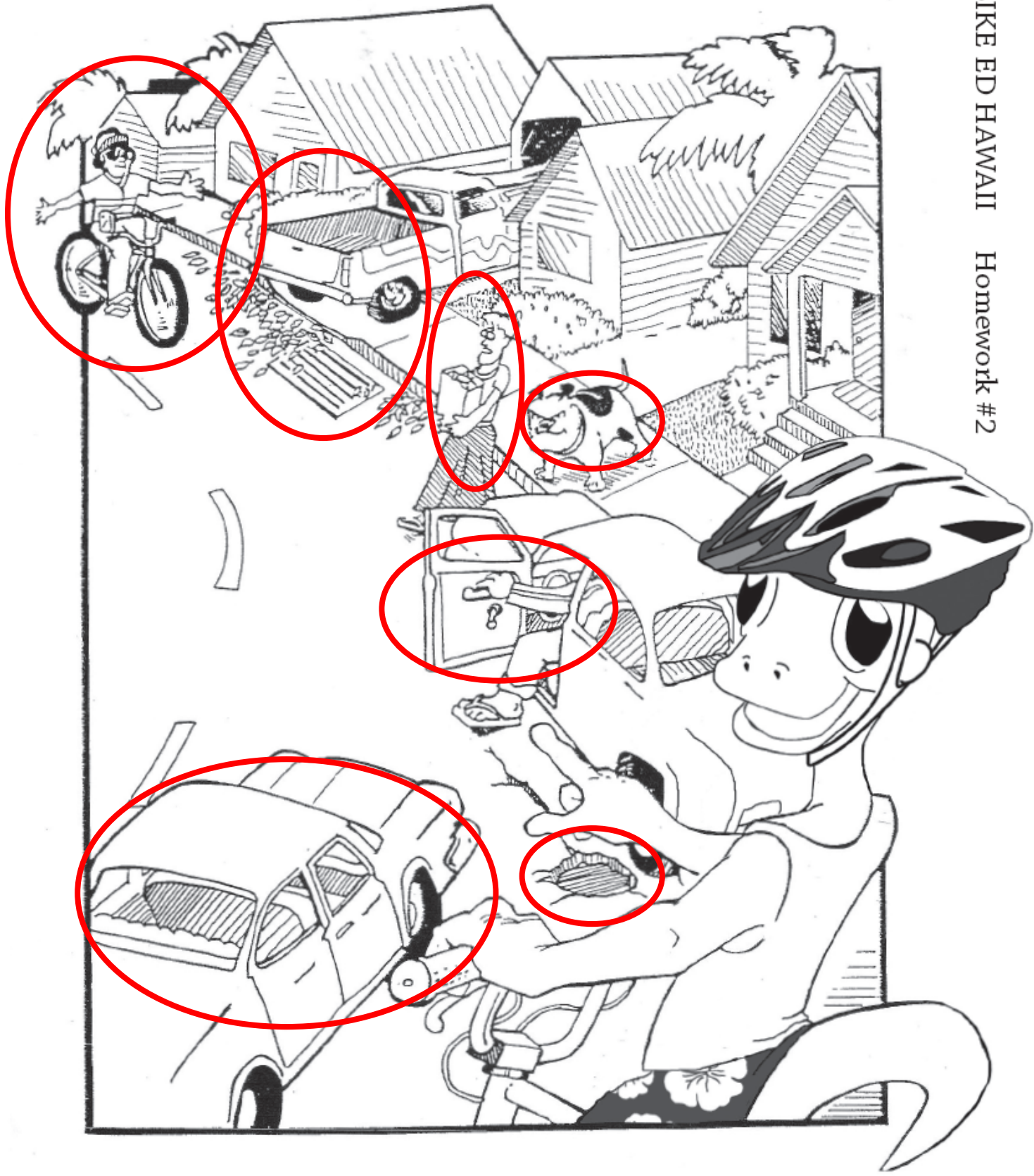
Circle the **HAZARDS** (8) or **UNSAFE RIDING HABITS** (3) that our Bike gecko "Ed" is pointing out in this neighborhood. Color the poster.

BIKE ED HAWAII Homework #2




Circle the **HAZARDS** (8) or **UNSAFE RIDING HABITS** (3) that our Bike gecko "Ed" is pointing out in this neighborhood. Color the poster.

BIKE ED HAWAII Homework #2



# WORD FIND!



S	Q	S	M	O	Y	B	D	B	N	C	Y	Z	I
A	C	A	R	S	U	I	R	R	T	S	I	U	T
N	O	F	T	I	N	K	A	F	S	T	O	O	P
T	E	F	O	G	T	E	V	Y	F	O	N	Y	Z
P	C	E	Q	N	W	E	E	I	T	P	U	T	L
C	H	A	Z	A	R	D	S	J	S	S	R	I	S
S	E	Q	O	L	E	U	T	R	F	I	N	W	T
A	C	U	I	R	P	H	Z	Y	I	G	B	F	R
M	K	S	S	A	F	E	T	Y	B	N	R	L	E
O	P	E	D	A	L	L	U	F	Y	R	A	N	E
T	O	B	R	Y	J	M	R	B	I	Z	K	J	T
B	I	C	Y	C	L	E	L	Y	C	W	E	R	O
I	N	T	I	B	T	T	C	N	R	U	M	N	B
U	T	U	R	N	U	Y	R	F	N	L	B	Z	N

Find and Circle the following words related to Bike Safety:

Bicycle    Helmet    Hazards    Safety    Signal    U-turn    Checkpoint

BikeEd    Stop Sign    Brake    Pedal    Cars    Vest    Street

SOLUTION:








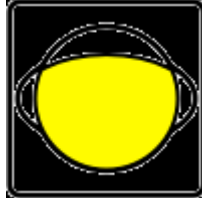
S	Q	S	M	O	Y	B	D	B	N	C	Y	Z	I
A	C	A	R	S	U	I	R	R	T	S	I	U	T
N	O	F	T	I	N	K	A	F	S	T	O	O	P
T	E	F	O	G	T	E	V	Y	F	O	N	Y	Z
P	C	E	Q	N	W	E	E	I	T	P	U	T	L
C	H	A	Z	A	R	D	S	J	S	S	R	I	S
S	E	Q	O	L	E	U	T	R	F	I	N	W	T
A	C	U	I	R	P	H	Z	Y	I	G	B	F	R
M	K	S	S	A	F	E	T	Y	B	N	R	L	E
O	P	E	D	A	L	L	U	F	Y	R	A	N	E
T	O	B	R	Y	J	M	R	B	I	Z	K	J	T
B	I	C	Y	C	L	E	L	Y	C	W	E	R	O
I	N	T	I	B	T	T	C	N	R	U	M	N	B
U	T	U	R	N	U	Y	R	F	N	L	B	Z	N

Name: \_\_\_\_\_

## BIKE ED Hawaii Traffic Signs and Signals



Pictured below are traffic signs and signals that all vehicles, including bicyclists, must obey. Above each traffic signal or sign is a letter. Place the letter above the sign in front of the phrase that most closely describes it.

<p><b>A</b></p> 	<p><b>B</b></p> 	<p><b>C</b></p> 	<p><b>D</b></p> 
<p><b>E</b></p> 	<p><b>F</b></p> 	<p><b>G</b></p> 	<p><b>H</b></p>  Flashing Yellow

\_\_\_\_\_ Means that all traffic must go in the same direction.

\_\_\_\_\_ Means that all traffic in the right lane must turn right.

\_\_\_\_\_ Has three colored lights – two that mean stop and one that means go.

\_\_\_\_\_ Means that you let the traffic on the other street go first.

\_\_\_\_\_ Means that traffic facing the sign must stop.

\_\_\_\_\_ Means that you should scan the intersection carefully before proceeding through.

\_\_\_\_\_ Means a special lane set aside for bicycles.

\_\_\_\_\_ Means that bicycles are not allowed.








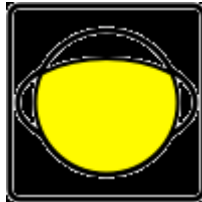
# Answer Key

Name: \_\_\_\_\_

## BIKE ED Hawaii Traffic Signs and Signals



Pictured below are traffic signs and signals that all vehicles, including bicyclists, must obey. Above each traffic signal or sign is a letter. Place the letter above the sign in front of the phrase that most closely describes it.

<p>A</p> 	<p>B</p> 	<p>C</p> 	<p>D</p> 
<p>E</p> 	<p>F</p> 	<p>G</p> 	<p>H</p>  <p>Flashing Yellow</p>

  F   Means that all traffic must go in the same direction.

  C   Means that all traffic in the right lane must turn right.

  A   Has three colored lights – two that mean stop and one that means go.

  D   Means that you let the traffic on the other street go first.

  B   Means that traffic facing the sign must stop.

  H   Means that you should scan the intersection carefully before proceeding through.

  G   Means a special lane set aside for bicycles.

  E   Means that bicycles are not allowed.